


The Ultimate Guide to Growing Cannabis: A Comprehensive Step-by-Step Approach

Growing cannabis can be a rewarding experience, but it can also be challenging. This guide will provide you with all the information you need to grow your own cannabis, from seed to harvest. We'll cover everything from choosing the right strain to harvesting and curing your buds.

Step 1: Choose the Right Strain

The first step in growing cannabis is to choose the right strain. There are many different strains of cannabis, each with its own unique characteristics. Some strains are known for their high THC content, while others are known for their mellow effects. Some strains are easy to grow, while others are more challenging. When choosing a strain, it's important to consider your experience level and what you're looking for in a cannabis plant.



7 Steps To Grow Cannabis: A Complete Beginner's Guide To Growing Cannabis Indoors by Mr. Grow It

★★★★☆ 4.8 out of 5

Language : English
File size : 11649 KB
Text-to-Speech : Enabled
Screen Reader : Supported
Enhanced typesetting : Enabled
X-Ray : Enabled
Print length : 145 pages
Lending : Enabled

FREE

DOWNLOAD E-BOOK



If you're a beginner, it's best to start with a strain that is easy to grow. Some good beginner strains include:

- White Widow
- Northern Lights
- OG Kush

Once you have some experience growing cannabis, you can start to experiment with different strains. There are many different strains available, so there's sure to be one that's perfect for you.

Step 2: Germinate Your Seeds

Once you have chosen a strain, the next step is to germinate your seeds. Germination is the process of starting a seed into the process of rooting. There are several different ways to germinate seeds, but the most common method is to place them in a warm, moist environment. You can do this by placing them on a damp paper towel or in a glass of water.

Once the seeds have germinated, you can plant them in soil. It is important to use a soil that is well-draining. You can also add some perlite or vermiculite to the soil to help with drainage.

Step 3: Provide Adequate Lighting

Cannabis plants need a lot of light to grow. The best light source is sunlight, but you can also use artificial lights. If you're using artificial lights, it's important to provide the plants with 18 hours of light per day. You can also use a 24-hour light cycle, but this will put more stress on the plants.

The intensity of the light is also important. Cannabis plants need a lot of light, but too much light can burn the leaves. The ideal light intensity is about 1,000 watts per square meter.

Step 4: Water and Feed Your Plants

Cannabis plants need to be watered regularly, but it's important not to overwater them. The best way to water cannabis plants is to wait until the soil is dry to the touch before watering them. You can also use a moisture meter to check the moisture level of the soil.

Cannabis plants also need to be fed regularly. The best way to feed cannabis plants is to use a fertilizer that is specifically designed for cannabis plants. You can also use compost or manure to fertilize your plants.


Step 5: Support Your Plants

As cannabis plants grow, they will need support. You can provide support by using stakes or trellises. Stakes can be used to support individual plants, while trellises can be used to support multiple plants. Providing support will help to prevent the plants from falling over and breaking their branches.

Step 6: Harvest Your Buds

When the cannabis plants are mature, you can harvest the buds. The buds are the part of the plant that contains the highest concentration of THC. To harvest the buds, simply cut them off the plant and trim the leaves. You can then dry and cure the buds.


Growing cannabis can be a rewarding experience, but it's important to do your research before you get started. This guide has provided you with all the information you need to grow your own cannabis, from seed to harvest. By following these steps, you can grow healthy, potent cannabis plants.



7 Steps To Grow Cannabis: A Complete Beginner's Guide To Growing Cannabis Indoors by Mr. Grow It


★★★★☆ 4.8 out of 5

Language : English
File size : 11649 KB
Text-to-Speech : Enabled
Screen Reader : Supported
Enhanced typesetting : Enabled
X-Ray : Enabled
Print length : 145 pages
Lending : Enabled



James Wade's Captivating Tale: Delving into the Second Chapter

In the heart of a realm where the veil between reality and imagination blurs, we embark once more on the extraordinary journey of James Wade. Having escaped the clutches of...



The Heart Wrenching Gripping Story Of Mother Daughter Bond That Could Not Be

The bond between a mother and daughter is one of the most powerful and enduring bonds in the world. It is a bond that is forged in love and...