


Mastering Blend and Burnish Gradations with Drawspace Module A2: An In-Depth Guide

In the realm of digital art, achieving smooth and seamless transitions between colors is crucial for creating realistic and visually appealing images. Blend and burnish gradations are indispensable techniques that allow artists to create subtle shifts in hue, tone, and saturation, enhancing the depth and dimension of their artworks.

Drawspace, a renowned online learning platform for digital art and illustration, has developed Module A2, a comprehensive guide dedicated to the mastery of blend and burnish gradations. This module provides a structured approach to understanding the fundamental principles and practical applications of these techniques. Whether you're a beginner or an experienced artist, Module A2 will empower you to elevate your digital painting skills to new heights.



Blend and Burnish Gradations: drawspace module

1.3.A2 by Mike Sibley

★★★★☆ 4.3 out of 5

Language : English

File size : 5755 KB

Text-to-Speech : Enabled

Screen Reader : Supported

Enhanced typesetting: Enabled

Print length : 19 pages



Understanding Blend and Burnish Gradations

****Blend Gradations:**** Blend gradations involve gradually shifting one color into another, creating seamless transitions without visible lines or edges. This technique is particularly effective for creating natural-looking shadows, highlights, and color variations in hair, skin, and clothing.

****Burnish Gradations:**** Burnish gradations, on the other hand, involve darkening and enriching a specific area of a color by mixing it with a darker shade. This technique is used to add depth, emphasize contours, and create a sense of volume and texture in various elements of a painting.

Drawspace Module A2: A Step-by-Step Guide

Module A2 is divided into several lessons that progressively guide you through the concepts and applications of blend and burnish gradations. Each lesson is designed to build upon the previous one, ensuring a thorough understanding of the techniques.

Lesson 1: to Blending

This lesson introduces the basic principles of blending, including color selection, brush choice, and brush pressure. You will learn how to create smooth, linear gradients and how to blend different colors to achieve realistic transitions.

Lesson 2: Blending in Practice

Applying what you learned in Lesson 1, you will practice blending in a series of exercises. You will blend colors to create shadows, highlights, and color variations, developing your skills and confidence in this technique.

Lesson 3: Burnishing Basics

Lesson 3 introduces the concept of burnishing and its role in adding depth and texture to your paintings. You will learn how to choose the right colors and brush settings to create effective burnish gradations.

Lesson 4: Burnishing in Action

In this lesson, you will apply your burnishing knowledge to real-world painting scenarios. You will learn to burnish shadows, enhance contours, and create textural effects in various elements of a digital painting.

Lesson 5: Advanced Techniques

Lesson 5 delves into advanced blend and burnish techniques that will help you elevate your digital painting skills. You will learn how to control the degree of blending and burnishing, create subtle color transitions, and apply these techniques to specific painting subjects.

Benefits of Drawspace Module A2


Enrolling in Drawspace Module A2 offers numerous benefits for both beginner and experienced digital artists:

- **Comprehensive Education:** The module provides a well-structured and comprehensive approach to mastering blend and burnish gradations.
- **Practical Exercises:** With a focus on hands-on practice, the module helps you develop your skills through interactive exercises and projects.
- **Expert Guidance:** Drawspace's team of experienced instructors provides personalized feedback and support throughout the module.

- **Community Support:** Connect with a global community of artists, share your work, and receive valuable feedback.
- **Real-World Applications:** The techniques you learn in this module can be applied to a wide range of digital painting styles and subjects.

Drawspace Module A2 is an invaluable resource for artists who aspire to master blend and burnish gradations in their digital paintings. Whether you're a seasoned professional or just starting out on your artistic journey, this module will provide you with the knowledge, skills, and support you need to elevate your artwork to the next level.

With its comprehensive curriculum, practical exercises, expert guidance, and supportive community, Module A2 empowers you to unlock the full potential of these essential techniques and create visually stunning digital paintings that captivate and inspire.




Blend and Burnish Gradations: drawspace module

1.3.A2 by Mike Sibley

★★★★☆ 4.3 out of 5


Language : English
 File size : 5755 KB
 Text-to-Speech : Enabled
 Screen Reader : Supported
 Enhanced typesetting : Enabled
 Print length : 19 pages





James Wade's Captivating Tale: Delving into the Second Chapter

In the heart of a realm where the veil between reality and imagination blurs, we embark once more on the extraordinary journey of James Wade. Having escaped the clutches of...



The Heart Wrenching Gripping Story Of Mother Daughter Bond That Could Not Be

The bond between a mother and daughter is one of the most powerful and enduring bonds in the world. It is a bond that is forged in love and...