

# Knit Your Own Bolero Jacket for Your Wedding Dress or Evening Gown

A bolero jacket is a short, shrug-style jacket that adds an elegant touch to any formal outfit. It's the perfect way to add a bit of warmth to your shoulders on a chilly evening, or to create a more modest look for your wedding dress.



**Knitting for Brides: Knit your bolero jacket for your wedding dress or evening dress with photo-illustrated instruction : Knitting patterns, Knitting instruction, Knit jackets and bolero** by Sabine Mohr

★★★★★ 5 out of 5

Language : English  
File size : 7740 KB  
Text-to-Speech : Enabled  
Screen Reader : Supported  
Enhanced typesetting: Enabled  
Print length : 18 pages  
Lending : Enabled



If you're looking for a unique and personalized way to accessorize your wedding dress or evening gown, knitting your own bolero jacket is a great option. It's a fun and rewarding project that will give you a beautiful and one-of-a-kind piece to wear on your special day.

## Materials You'll Need

- Fingering-weight yarn (approx. 500 yards)

- Size US 4 (3.5mm) knitting needles
- Yarn needle
- Scissors

## **Step-by-Step Instructions**


1. **Cast on 120 stitches.**
2. **Row 1:** Knit.
3. **Row 2:** Purl.
4. **Repeat Rows 1 and 2 for 10 inches.**
5. **Shape the shoulders:**
  - **Row 1:** Knit 10 stitches, bind off 2 stitches, knit to the end of the row.
  - **Row 2:** Purl to the bound-off stitches, cast on 2 stitches, purl to the end of the row.
  - **Repeat Rows 1 and 2 until there are 60 stitches remaining.**
- **Bind off all stitches.**
- **Sew the shoulder seams.**
- **Pick up 60 stitches around the neckline.**
- **Knit 2 inches in garter stitch (knit every row).**
- **Bind off all stitches.**
- **Sew the neckband in place.**
- **Weave in any loose ends.**

## Photo Tutorial

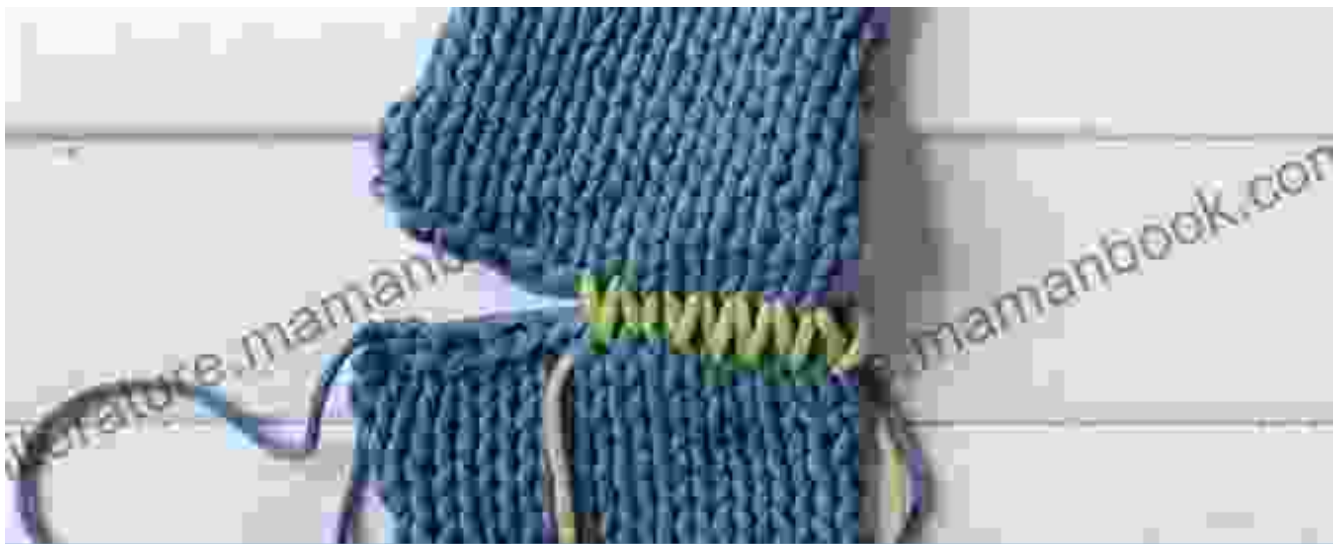


## Knitting Help

### Binding-Off in the Middle of a Row



Shape the shoulders by binding off 2 stitches at the beginning of each row



# SHOULDER SEAM



Pick up 60 stitches around the neckline and knit 2 inches in garter stitch



## Tips for Success

- **Use a fingering-weight yarn for a delicate and lightweight bolero jacket.**
- **Be sure to gauge your swatch to ensure you're knitting at the correct tension.**
- **Don't be afraid to make mistakes!** Knitting is a learning process, and the more you practice, the better you'll become.
- **If you get stuck, don't hesitate to seek help from a friend, family member, or online knitting community.**

Knitting your own bolero jacket is a fun and rewarding project that will give you a beautiful and one-of-a-kind piece to wear on your special day. With a little patience and practice, you can create a stunning bolero jacket that will complement your wedding dress or evening gown perfectly.

So what are you waiting for? Grab your knitting needles and get started!




### **Knitting for Brides: Knit your bolero jacket for your wedding dress or evening dress with photo-illustrated instruction : Knitting patterns, Knitting instruction, Knit jackets and bolero** by Sabine Mohr

★★★★★ 5 out of 5

Language : English  
File size : 7740 KB  
Text-to-Speech : Enabled  
Screen Reader : Supported  
Enhanced typesetting : Enabled  
Print length : 18 pages  
Lending : Enabled

FREE

DOWNLOAD E-BOOK



## James Wade's Captivating Tale: Delving into the Second Chapter

In the heart of a realm where the veil between reality and imagination blurs, we embark once more on the extraordinary journey of James Wade. Having escaped the clutches of...



## The Heart Wrenching Gripping Story Of Mother Daughter Bond That Could Not Be

The bond between a mother and daughter is one of the most powerful and enduring bonds in the world. It is a bond that is forged in love and...