


Journey into the World of Reversible Crochet Afghan Patterns: A Guide to Master Two-Sided Beauties



In the realm of crochet, reversible afghan patterns stand out as true masterpieces, captivating crocheters with their dual-sided charm. These

afghans offer a symphony of stitches, colors, and textures, delighting both the maker and the recipient. This comprehensive guide will immerse you in the art of reversible crochet afghans, equipping you with the knowledge and inspiration to embark on your own journey of creating stunning two-sided treasures.



Crochet a Reversible Afghan Pattern: Reversible

Crochet Afghan Pattern by Craftdrawer Craft Patterns

★★★★☆ 4.2 out of 5

Language : English
File size : 1589 KB
Text-to-Speech : Enabled
Screen Reader : Supported
Enhanced typesetting : Enabled
Print length : 7 pages
Lending : Enabled



Understanding Reversible Crochet Techniques

The essence of reversible crochet lies in employing special stitches and techniques that create the same visual impact on both sides of the fabric. These stitches include:

- **Double Crochet (dc):** The primary stitch used in many reversible patterns, dc creates dense, sturdy fabric with defined V-shaped stitches.
- **Half Double Crochet (hdc):** A slightly shorter version of dc, hdc produces softer, more pliable fabric with a less pronounced texture.

- **Slip Stitch (sl st):** An invisible stitch used to join rows and create intricate designs, sl st is crucial for achieving a uniform appearance on both sides.

li>**Bobble Stitch:** A raised, decorative stitch that adds visual interest and texture to reversible afghans.

Choosing the Perfect Yarn

The yarn you select plays a vital role in the outcome of your reversible afghan. Consider these factors:

- **Fiber Content:** Natural fibers like cotton, wool, and linen offer excellent durability, absorbency, and breathability.
- **Weight:** Medium- to worsted-weight yarns are ideal for afghans, providing a balance of warmth and drape.
- **Color:** Choose contrasting colors to enhance the visual interest of your reversible afghan.

Essential Design Considerations

Planning the design of your reversible afghan is crucial for achieving a balanced and cohesive look. Here are some tips:

- **Stitch Selection:** Choose stitches that create a similar texture and drape on both sides.
- **Color Placement:** Alternate colors in a consistent pattern to achieve a uniform appearance on both sides.

- **Border Design:** A well-designed border can frame your afghan beautifully and enhance its reversibility.

Step-by-Step Reversible Afghan Pattern

Now, let's dive into a step-by-step guide to create a captivating reversible afghan:

Materials:

- 500g of medium-weight yarn in two contrasting colors
- Size H/8 (5mm) crochet hook
- Yarn needle
- Scissors

Pattern:

Chain 120.

Row 1: Dc in the 3rd chain from the hook and in each chain across. (118 dc)

Row 2: Ch 3 (counts as dc),turn, hdc in each dc across. (118 hdc)

Row 3-30: Repeat Rows 1 and 2.

Final Row: Ch 3, turn, sl st in each st across. Fasten off.

Border: Using a contrasting color, work a single crochet border around the entire afghan, working two sc into each corner.

Finishing Touches

Once your afghan is complete, give it a gentle wash and lay it flat to dry. Blocking, if necessary, will help shape and even out the stitches. Add fringe or tassels for a touch of elegance and personality.

Congratulations on your journey into the world of reversible crochet afghans! These stunning two-sided masterpieces are a testament to your creativity and skill. Whether you use this guide as inspiration or a step-by-step pattern, we hope you embrace the joy of creating something truly unique. May your reversible crochet afghans bring years of comfort, beauty, and admiration to you and your loved ones.



Crochet a Reversible Afghan Pattern: Reversible Crochet Afghan Pattern by Craftdrawer Craft Patterns


★★★★☆ 4.2 out of 5

Language : English
File size : 1589 KB
Text-to-Speech : Enabled
Screen Reader : Supported
Enhanced typesetting : Enabled
Print length : 7 pages
Lending : Enabled

FREE


DOWNLOAD E-BOOK





James Wade's Captivating Tale: Delving into the Second Chapter

In the heart of a realm where the veil between reality and imagination blurs, we embark once more on the extraordinary journey of James Wade. Having escaped the clutches of...



The Heart Wrenching Gripping Story Of Mother Daughter Bond That Could Not Be

The bond between a mother and daughter is one of the most powerful and enduring bonds in the world. It is a bond that is forged in love and...