


Best Practices for Educators in Multi-User Virtual Environments

Multi-user virtual environments (MUVEs) are online spaces that allow multiple users to interact with each other in real time. They can be used for a variety of purposes, including education, training, and socialization. In education, MUVEs can be used to create immersive and interactive learning experiences that can help students to learn more effectively.



Teaching Health Care in Virtual Space: Best Practices for Educators in Multi-User Virtual Environments

★★★★☆ 4 out of 5

Language : English
File size : 3847 KB
Text-to-Speech : Enabled
Screen Reader : Supported
Enhanced typesetting : Enabled
Word Wise : Enabled
Print length : 272 pages



However, there are a number of best practices that educators should follow in order to ensure that their students have a positive and productive experience in MUVEs. These best practices include:

- **Create a clear and concise set of rules and expectations.** Students should know what is expected of them in the MUVEE, and what consequences they will face if they do not follow the rules.

- **Provide students with adequate training and support.** Students should be given training on how to use the MUVEE, and they should have access to support staff who can help them if they have any problems.
- **Foster a sense of community among students.** Students should feel like they are part of a community in the MUVEE, and they should be encouraged to interact with each other in a positive and supportive way.

By following these best practices, educators can help to create a positive and productive learning environment in MUVES. This can help students to learn more effectively, and it can also help to build a sense of community among students.

Additional tips for educators using MUVES

- Use MUVES to supplement, not replace, traditional classroom instruction.
- Choose MUVES that are appropriate for the age and learning level of your students.
- Set clear learning objectives for your students before using MUVES.
- Monitor your students' progress in MUVES and provide feedback on their work.
- Be patient and understanding with your students as they learn to use MUVES.

MUVES can be a valuable tool for educators, but it is important to use them wisely. By following these best practices, educators can help to create a


positive and productive learning environment in MUVES.



Teaching Health Care in Virtual Space: Best Practices for Educators in Multi-User Virtual Environments


★★★★☆ 4 out of 5

Language : English
File size : 3847 KB
Text-to-Speech : Enabled
Screen Reader : Supported
Enhanced typesetting : Enabled
Word Wise : Enabled
Print length : 272 pages



James Wade's Captivating Tale: Delving into the Second Chapter

In the heart of a realm where the veil between reality and imagination blurs, we embark once more on the extraordinary journey of James Wade. Having escaped the clutches of...



The Heart Wrenching Gripping Story Of Mother Daughter Bond That Could Not Be

The bond between a mother and daughter is one of the most powerful and enduring bonds in the world. It is a bond that is forged in love and...